

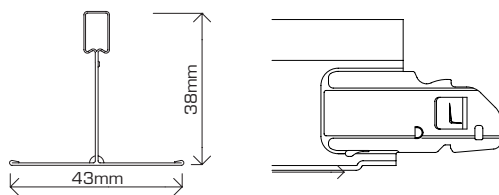
# Data Sheet

## STEEL STRONG B43

### DESCRIPTION

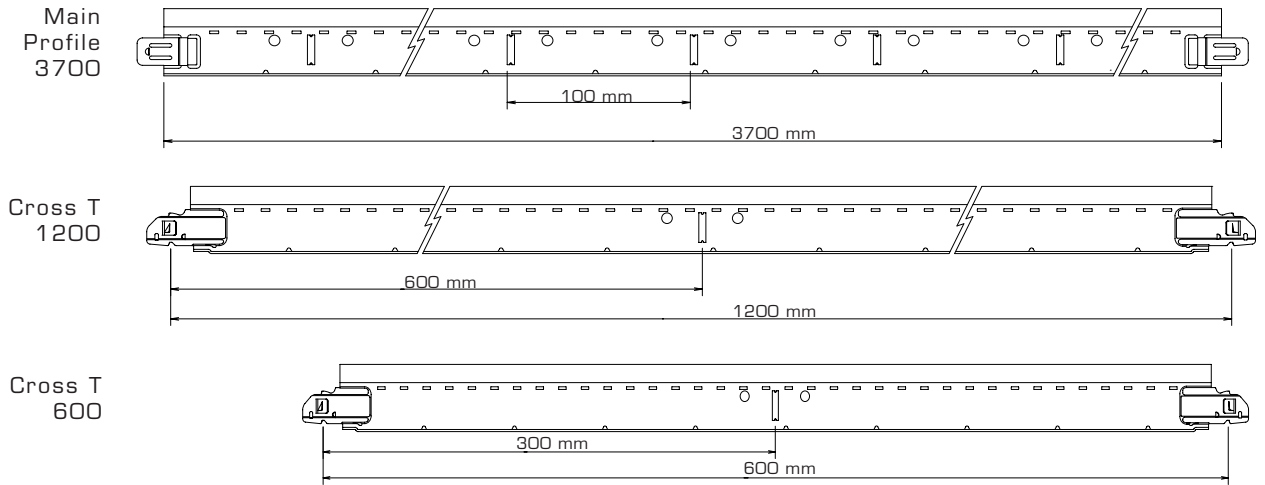
#### ATENA STEEL STRONG B43

Steel Strong B43 is a solid and sturdy structure conceived to replace the traditional channels for plasterboard ceilings. Available also with white color coating on the visible part, it is used with metal tiles to realize Atena Metal Modular Plan false ceiling.



<b>PRODUCT FAMILY:</b>	B43 Hidden or visible structure (nominal measure)
<b>STRUCTURE MATERIAL:</b>	<b>MAIN PROFILE:</b> galvanised steel DX51D+Z100 0,35 mm thick. <b>CROSS T:</b> galvanised steel DX51D+Z100 0,35 mm thick.
<b>BOTTOM END CONNECTION:</b>	<b>Main profile:</b> head to head connection with printed hook. <b>Cross T:</b> with printed hook
<b>FINISHING:</b>	galvanised or white coating
<b>FEATURES:</b>	High resistance to torsion stress, high stability of the structure. Hooking mode with click system.
<b>PACKAGING:</b>	Light brown boxes with white strip.
<b>CERTIFICATIONS:</b>	
<b>REACTION TO FIRE:</b>	Il sistema é conforme alle norme EN13964:2014 4.4.2.1 EN 13501 - 1 EUROCLASSE A1
<b>RESISTENCE TO FIRE:</b>	EI 60 cert. CSI DE/2918/09 EI 120 cert. CSI DE/2919/09 UNI EN 13501-2
<b>RELEASE OF DANGEROUS SUBSTANCES:</b>	No release of dangerous substances according to European Law EN 13964:2014
<b>FLEXION RESISTANCE:</b>	Maximum span mm 1200 - Class 1
<b>DURABILITY OF GALVANISED ITEMS:</b>	Class B
<b>DURABILITY OF POST-PAINTED ITEMS:</b>	Class C

**STRUCTURE**

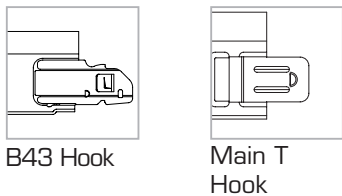


**DIMENSION**

Code	Length B43	Dimension	Pieces per box	Weight / box	Box / pallett	Weight / pallet
RA14337OZINAU	3700 mm	43 x 38	12	20 kg	36	720 kg
RA14312OZINAU	1200 mm	43 x 38	28	15 kg	60	900 kg
RA14306OZINAU	600 mm	43 x 38	42	11 kg	96	1056 kg

SECTION	3700 mm	1200 mm	600 mm
Length B43	3700 mm	1200 mm	600 mm
Incidence 600x600	0,85 ml/m <sup>2</sup>	1,70 ml/m <sup>2</sup>	0,85 ml/m <sup>2</sup>
Incidence 600x1200	0,85 ml/m <sup>2</sup>	1,70 ml/m <sup>2</sup>	/

**HOOK**

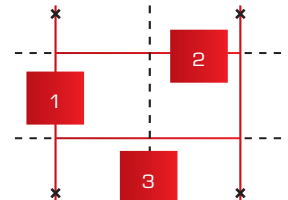


STEEL STRONG B43 Cross T profiles have a printed hook, which assures a uniform stress absorption.

**BEARING CAPACITY**

Maximum load = 25 Kg/m<sup>2</sup>  
 Maximum deflection = L / 360

Lab Test Cert TV



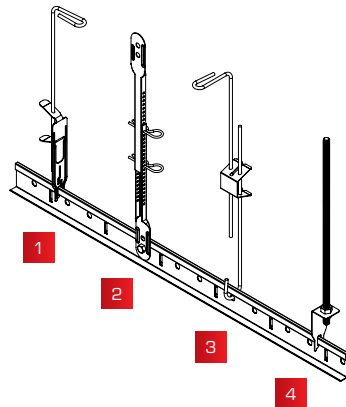
For different inflections see the following table

MAXIMUM DEFLECTION	L/300	L/360	L/400	L/500
MULTIPLIER	1,2	1	0,9	0,72

(1) 3700 Main T | (2) 1200 Cross T C | (3) 600 Cross T

## HANGERS

- |                                |
|--------------------------------|
| 1) Twister                     |
| 2) Nonius                      |
| 3) Standard hanger with spring |
| 4) 90° hanger                  |

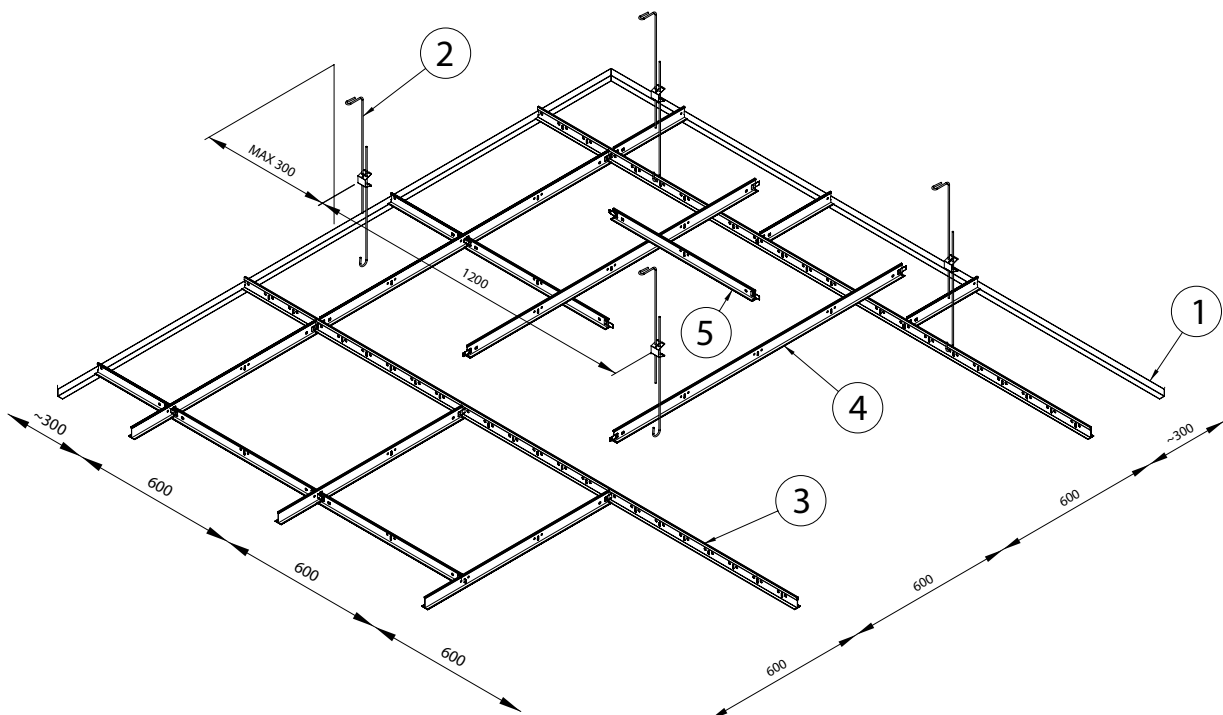


## LAYING INSTRUCTIONS

- Draw the lines of the perimeter frame.
- Determine the height of the ceiling with a level and mark it with a sting.
- Proceed with the installation of the structure:
  1. Install the wall angles with nails, screws and/or plugs suitable to the wall material.
  2. Fix the hangers according to the type of ceiling to be installed.
  3. Install the main runners with an interaxe of 1200 mm\*.
  4. Proceed with the installation of 1200 mm Cross T profiles into the main carrier.
  5. Install 600 mm Cross T into 1200 mm Cross T profiles.

To set up a proper coupling of the structure, hold the left side of the punched profile and press slightly to snap the clip into place. The click ensures the proper attachment of the structure.

To release, press the tab of the locking clip and remove the profile.



\*Verify the interaxe according to the load on  $m^2$ .

## STORAGE MODE

---

In order to guarantee to customers the realization of a perfect false ceiling, materials supplied by Atena S.p.A. shall be maintained in good conditions from purchase to installation.

They must be stored in a closed, clean and dry site.

Atena S.p.A. protects its products with resistant packaging under normal handling.

Please handle packages with care to avoid shocks and inappropriate handling that might damage what is provided.

Tiles are packaged in brown cardboard boxes with stripe and delivered on pallets secured with cellophane.

The manual handling must be carried out with caution and in compliance with safety regulations at work.

For carriage of packaged products on pallets, provide a mechanical transport to avoid damages or risks resulting from inadequate transport.

## CLEANING, MAINTENANCE AND REMOVAL

---

Cleaning and maintenance require some attention and care even though are easy to make and don't take much time. It is necessary to use neutral and not aggressive soaps. In case of any damage, tiles can be repainted or replaced.

False ceilings maintenance usually refers to:

placing, alignment or replacement of damaged or broken tiles. Panels can be also removed for restoration or maintenance of the system below.

The maintenance work shall be appointed to: specialised workers trained with technical data sheets about setting, removal and maintenance of the false ceilings, in order to ensure excellent results.

The tiles shall be taken off simply by pushing them upwards from the T grids and turning them to one side for an easy removal.

Using inadequate tools can damage the structure, causing adherence loss or even accidental panel fall.

All the maintenance intervention must follow the technical data sheet indication and every noted diversity has to be promptly reported.

Each worker assigned with maintenance operation must carefully remove the tile, perform the intervention and do not alter the false ceiling structure, the hanging system and the connection between these elements.

When the maintenance is over, install again the panels, verifying that the tiles are properly laid on the T profile and the planarity is guaranteed. Any difference in tiles level is caused by wrong installation and, for this reason, they must be quickly controlled.

## LAWS REFERENCE AND WARRANTY

---

Each Atena false ceiling is produced for internal use according to the technical rules for construction EUROCODICE and the specific regulations UNI EN 13964:2014, 14195:2005.

Each Atena S.p.A. product has its own DOP (Declaration Of Performance) CE according to the European Law 305/2011.

False ceilings and claddings for internal and external use have to be dimensioned on environment features, to list some of the possible examples: earthquakes, wind, thermal expansion, place of installation, use destination of the building and project requests.

Independently by information, suggestions, advices and technical opinions exchanged between the parts, Atena S.p.A. will produce its products only according to the orders received and the technical drawings/projects attached, having no responsibility on what is not indicated in the order, in the technical drawings or in the project.

Atena S.p.A., as producer, is responsible for manufacturing defects. Complaints have to be presented according to the selling conditions. Materials used for Atena false ceilings have been produced just with this purpose, every other use is considered improper.